



# Training Tables

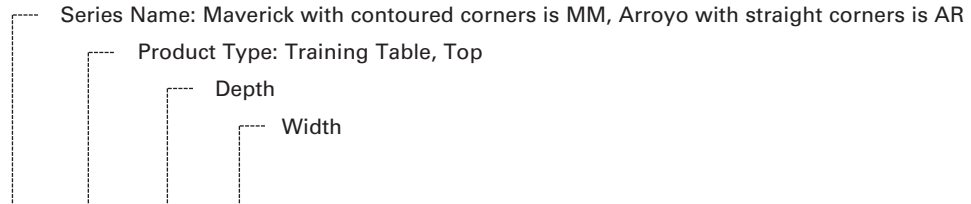
## Product Specifications

- 1" thick tops only, 3 mm PVC edge-banding, pilot holes for post leg brackets only and metal inserts for ganging brackets.
- Maverick Series has radiused corners, Arroyo Series has straight corners.
- Available in 18 standard colors.
- No up-charge for contrasting color edge-banding.
- Legs and ganging hardware are ordered separately from the tops and are not factory installed.



## How to Order Training Tables

### WORKSURFACE UNITS:



1. Product number: **MM TR 24 60**
2. Specify worksurface color - Choose from 18 standard colors. See Maverick Desk Price List, inside back cover.
3. Specify edge-banding color - Matching top color is standard.
4. Specify other accessories and upgrades. See grommets, below, and page 167.
5. Legs are ordered separately. Specify from available legs on page 167.
6. Ganging hardware is ordered separately. See page 167.

### MAVERICK SERIES (MM)

#### EDGE PROFILE



3 mm flat PVC edge banding on tops

### ARROYO SERIES (AR)

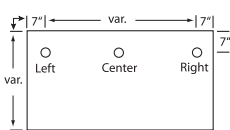
#### EDGE PROFILE



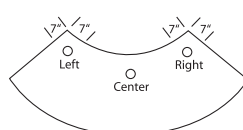
3mm flat PVC edge banding on tops

### GROMMETS (WORKSURFACE)

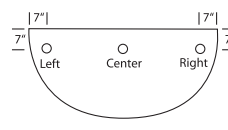
**Note:** While sitting at unit, grommet locations are named from left to right. Line drawings below show standard locations.



Rectangular  
24" or 30"



Curved  
24" or 30"



Half-Round  
48" or 60"

### TOP GROMMET

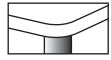


# Training Tables

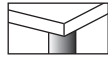


QUICKSHIP 48-HOUR LEAD TIME

## Training Worksurfaces



Maverick (MM)  
Edge



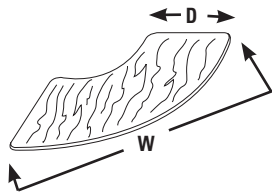
Arroyo (AR)  
Edge



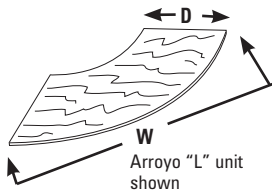
Maverick



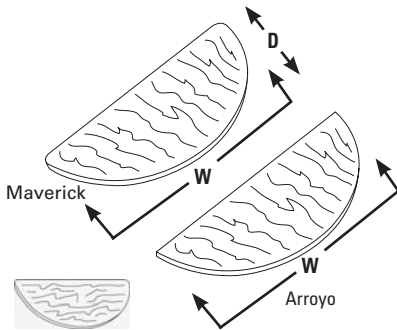
Arroyo



Maverick "R"  
unit shown



Arroyo "L"  
unit shown



Maverick  
WG24 & WG30

Arroyo

### Training table, rectangular, top only

Model#	Depth	Width	Height	Weight	Cube	MM Price	AR Price
__TR2448	24"	48"	1"	30	1	\$176	\$154
__TR2460	24"	60"	1"	33	1	\$198	\$176
__TR2472	24"	72"	1"	39	1	\$220	\$198
__TR3060	30"	60"	1"	47	1	\$209	\$187
__TR3072	30"	72"	1"	57	2	\$242	\$220

**Note:** When ordering, insert MM for Maverick Series or AR for Arroyo before model number. Woodgrain runs the width direction. Ganging inserts are centered, one on each depth end and on one width end.

**Metal stretcher bars are standard when ordered with post legs, for 60" and 72" tops only.**

### Training table, curved, top only (Must be ganged with another top for stability)

Model#	Depth	Width	Height	Weight	Cube	MM Price	AR Price
__TRQ2460L	24"	60"	1"	27	1	\$242	\$198
__TRQ2460R	24"	60"	1"	27	1	\$220	\$198
__TRQ3060L	30"	60"	1"	33	2	\$242	\$220
__TRQ3060R	30"	60"	1"	33	2	\$242	\$220

**Note:** When ordering, insert MM for Maverick Series or AR for Arroyo before model number. On "L" units, from users' view, woodgrain direction is parallel with right edge and perpendicular with left edge; on "R" units woodgrain is parallel with the left edge and perpendicular with the right edge. If not ganged, order 5th leg for stability.

### Training table, half-round, top only (48" & 60" require four legs and two ganging plates)

Model#	Depth	Width	Height	Weight	Cube	MM Price	AR Price
__TRWH1224	12"	24"	1"	6	1	\$110	\$88
__TRWH1224WG24	12"	24"	1"	6	1	\$110	\$88
__TRWH1530	15"	30"	1"	10	1	\$132	\$110
__TRWH1530WG30	15"	30"	1"	10	1	\$132	\$110
__TRWH2448	24"	48"	1"	24	1	\$275	\$253
__TRWH3060	30"	60"	1"	37	1	\$330	\$308

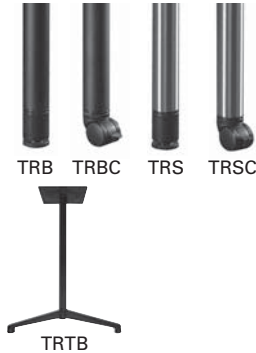
**Note:** When ordering, insert MM for Maverick Series or AR for Arroyo before model number. Woodgrain direction runs the depth to coordinate with woodgrain direction on rectangular worksurfaces. 12" & 15" deep require only one leg and one ganging plate. 12" & 15" deep (WG24 & WG30), the woodgrain runs the width to coordinate with the grain on one end of curved units.





# Training Tables

## Accessories

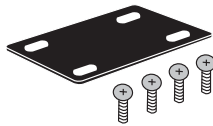


Conference table base upgrade options (Prices when ordered with table/worksurface)

► **NOTE: Leg Heights Vary and cannot be combined**

Leg Style	Description	Height	Price
MM LEGTRB	4 Black Posts with Leveler	27 <sup>13</sup> / <sub>16</sub> "	\$176
MM LEGTRS	4 Brushed Steel Posts with Leveler	27 <sup>13</sup> / <sub>16</sub> "	\$176
MM LEGTRBC	4 Black Posts with Locking Casters	27 <sup>15</sup> / <sub>16</sub> "	\$176
MM LEGTRSC	4 Brushed Steel Posts with Locking Casters	27 <sup>15</sup> / <sub>16</sub> "	\$176
MM LEGTRTB	1 Fixed T-leg each (Black)	28 <sup>7</sup> / <sub>16</sub> "	Each \$176
MM LEGTRTS	1 Fixed T-leg each (Silver)	28 <sup>7</sup> / <sub>16</sub> "	Each \$176

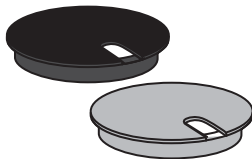
For Individual post legs...\$66 each. Specify model #MMCULEG\_\_ (e.g. MMCU LEGTRB) for a single black post leg with adjustable leveler and 8 mounting screws. Legs are shipped un-installed and require minor assembly with 8 woodscrews for each leg. Tops are not pilot-hole pre-drilled for T-leg.



Ganging hardware (for use with factory-installed metal inserts)

Model#	Depth	Width	Height	Weight	Cube	Price
MM GANG4	4"	6"	.25"	1	1	\$31

Can be used for "L" shape & "U" shape connections



Grommet (Plastic cover, 2 <sup>3</sup>/<sub>4</sub>" hole in surface, each)

Model#	Color	Depth	Width	Price
MM GR234B	Black Plastic	3"	3"	\$39
MM GR234S	Silver Plastic	3"	3"	\$39

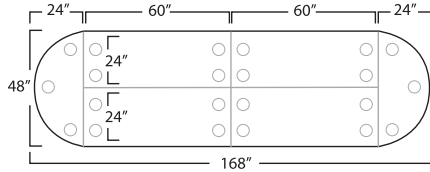
Specify grommet locations. Standard left, right or center, see page 202

# Training Tables



## Configurations

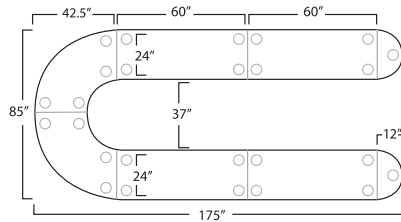
Begin model number with **MM** for Maverick (contoured corners)  
or **AR** for Arroyo (straight corners)



**RACETRACK (Seats 10)**

	MM	AR
4 __TR2460	\$792	\$704
2 __TRWH2448	\$550	\$506
5 MM LEGTR_*	\$880	\$880
6 MM GANG4	\$186	\$186
	<b>\$2,408</b>	<b>\$2,276</b>

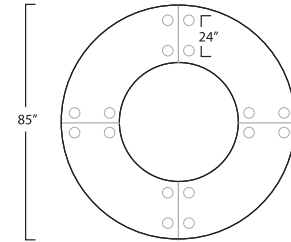
\* Add (2) individual legs...\$66/ea.



**HORSESHOE (Seats 12)**

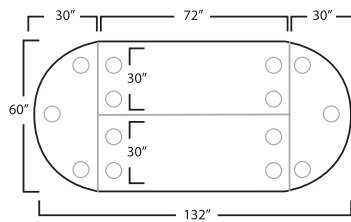
	MM	AR
4 __TR2460	\$792	\$704
1 __TRQ2460L	\$242	\$198
1 __TRQ2460R	\$242	\$198
2 __TRWH1224	\$220	\$176
7 MM LEGTR_*	\$1,232	\$1,232
7 MM GANG4	\$217	\$217
	<b>\$2,945</b>	<b>\$2,725</b>

\* Add (2) individual legs...\$66/ea.



**DONUT 24" SECTIONS (Seats 8)**

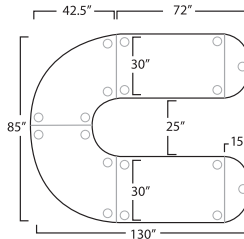
	MM	AR
2 __TRO2460L	\$484	\$396
2 __TRO2460R	\$484	\$396
4 MM LEGTR_*	\$704	\$704
4 MM GANG4	\$124	\$124
	<b>\$1,796</b>	<b>\$1,620</b>



**RACETRACK 30X72 (Seats 8)**

	MM	AR
2 __TR3072	\$484	\$440
2 __TRWH3060	\$660	\$616
4 MM LEGTR_*	\$704	\$704
5 MM GANG4	\$155	\$155
	<b>\$2,003</b>	<b>\$1,915</b>

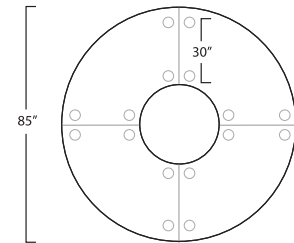
\* Add (2) individual legs...\$66/ea.



**HORSESHOE (Seats 8)**

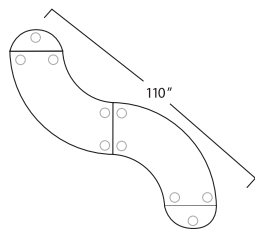
	MM	AR
2 __TR3072	\$484	\$440
1 __TRQ3060L	\$242	\$220
1 __TRQ3060R	\$242	\$220
2 __TRWH1530	\$264	\$220
5 MM LEGTR_*	\$880	\$880
5 MM GANG4	\$155	\$155
	<b>\$2,267</b>	<b>\$2,135</b>

\* Add (2) individual legs...\$66/ea.



**DONUT 30" SECTIONS (Seats 8)**

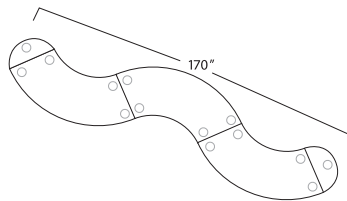
	MM	AR
2 __TRQ3060L	\$484	\$440
2 __TRQ3060R	\$484	\$440
4 MM LEGTR_*	\$704	\$704
4 MM GANG4	\$124	\$124
	<b>\$1,796</b>	<b>\$1,708</b>



**S TABLE 24" SECTIONS (Seats 4)**

	MM	AR
2 __TRQ2460R	\$484	\$396
1 __TRWH1224	\$110	\$88
1 __TRWH1224WG24	\$110	\$88
3 MM LEGTR_*	\$528	\$528
3 MM GANG4	\$93	\$93
	<b>\$1,325</b>	<b>\$1,193</b>

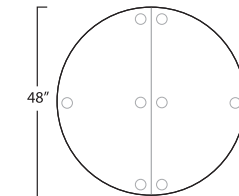
\* Add (2) individual legs...\$66/ea.



**S TABLE 24" SECTIONS (Seats 6)**

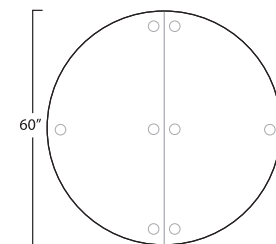
	MM	AR
3 __TRQ2460R	\$726	\$594
1 __TRWH1224	\$110	\$88
1 __TRWH1224WG24	\$110	\$88
4 MM LEGTR_*	\$704	\$704
4 MM GANG4	\$124	\$124
	<b>\$1,774</b>	<b>\$1,598</b>

\* Add (2) individual legs...\$66/ea.



**ROUND 48" (Seats 4)**

	MM	AR
2 __TRWH2448	\$550	\$506
2 MM LEGTR_*	\$352	\$352
2 MM GANG4	\$62	\$62
	<b>\$964</b>	<b>\$920</b>



**ROUND 60" (Seats 8)**

	MM	AR
2 __TRWH3060	\$660	\$616
2 MM LEGTR_*	\$352	\$352
2 MM GANG4	\$62	\$62
	<b>\$1,074</b>	<b>\$1,030</b>



Configurations are a small sample of total available.